



# M47 MiFi Product Manual

Enrich Your MBB&FWA connections  
Your most reliable MBB&FWA Partner



# Table of Contents

- ① Product Overview
- ② Key Features
- ③ Technical Specifications
- ④ Safety Information
- ⑤ Quick Start Guide
- ⑥ Device Management
- ⑦ Troubleshooting (FAQ)
- ⑧ Packing List

# Product Overview

The Wewins M47 LTE MiFi is a compact and portable 4G wireless router that integrates LTE connectivity with Wi-Fi 6 technology, delivering stable and efficient high-speed internet access for home, office, and travel scenarios.

Supporting Nano SIM and optional eSIM, the M47 enables flexible network access across different regions and operators. It also supports USB tethering and Wi-Fi sharing for up to 10 connected devices, allowing multiple users or terminals to stay online simultaneously.

Designed with ease of use, security, and mobility in mind, the M47 provides a reliable and versatile wireless networking solution for users who require consistent connectivity anytime, anywhere.

## **M47-Portable 4G LTE MiFi**

Wi-Fi Freedom in Your Pocket





# Key Features



## Supports Up to 10 Concurrent Devices

Enable a seamless network experience for a small team, client group or multi-device environment without performance drop.



## Contract-Free, Reliable Connectivity

With no long-term contract required, enterprises can deploy cost-effectively and scale quickly—making M47 an agile solution for backup, project-based networking or short-term.



## Removable 3000 mAh Battery with Extended Uptime

Designed for all-day operation, the M47 allows uninterrupted connectivity for mobile offices, temporary sites or backup networking.



## Flexible Connectivity & Storage

Choose Wi-Fi or USB tethering, or use the TF card slot (up to 32 GB) for file sharing—flexible for enterprise scenarios such as remote monitoring, sharing data or temporary network hubs.

# Technical Specifications

Item	Description
Modem Chipset	ASR1803L (Cortex-A7, 22 nm, LTE/WCDMA/HSPA+/EDGE)
Memory	512 Mb DDR + 512 Mb NAND Flash
Network Bands	LTE B1/3/7/8/20/28/40/38-41 (120 MHz) WCDMA B1/B8
Wi-Fi Standard	IEEE 802.11 b/g/n/ax (2.4 GHz)
Wi-Fi Security	WEP, WPA2, WPA3, AES or TKIP
Max Connections	10 Wi-Fi users / USB tethering
Ports	1 × USB Type-C 2.0 port 1 × Nano SIM slot 1 × TF card slot
Display	1.77-inch TFT LCD + 3-color battery LED
Buttons	Power/Confirm × 1, WPS/Scroll × 1, Reset (hidden) × 1
Battery	3000 mAh Li-ion battery (5 V 1 A input)
Weight	108 × 64.2 × 17.3 mm / 110 g
Material	PC + ABS
Operating Temperature	0 °C – 40 °C
Storage Temperature	0 °C – 40 °C
Humidity	5% – 95% (non-condensing)
Certifications	CE / UN38.3 (battery) / Local certifications available upon request

## Safety Information

- Use only original or certified chargers and cables.
- Do not expose the device to water, extreme temperatures, or direct sunlight.
- Remove the battery if charging continuously for over 48 hours.
- Keep the device out of reach of children and flammable materials.
- Do not attempt to disassemble or modify the device.
- Follow local regulations for battery and electronic waste disposal.

# Quick Start Guide

Getting started with the M47 is simple and fast.

## Step 1: Insert SIM Card

Open the back cover and insert a Nano-SIM card into the SIM slot.

## Step 2: Power On the Device

Press and hold the Power button for about 3–5 seconds until the LCD screen lights up.

## Step 3: Connect to Wi-Fi or USB

- Connect your smartphone, tablet, or laptop to the Wi-Fi SSID displayed on the screen or device label
- Or connect via USB cable for tethering

## Step 4: Access Web Management (Optional)

Open a browser and visit 192.168.8.1

Default login: admin / admin

From the Web UI, you can configure APN, Wi-Fi settings, security options, and view device status.

# Device Management

Access the Web UI via 192.168.8.1

Main functions include:

- Network mode and APN configuration
- Wi-Fi settings and password management
- Data traffic statistics and monitoring
- SMS management and contact list
- Firmware updates (FOTA / Local)
- Web Disk and SD card file sharing
- Security settings: IP filter, DMZ, Port forwarding, MAC filtering, DDNS

# Troubleshooting (FAQ)

Issue	Possible Cause / Solution
Device will not power on	Ensure the battery is charged; charge within 0–40 °C and try again.
No Internet connection	Check SIM installation, network signal, and data balance; reboot or reset if needed.
Cannot connect via Wi-Fi	Verify SSID and password (case-sensitive); disable MAC filtering; reset to factory settings if necessary.
Forgot Wi-Fi SSID or password	View on the LCD “WiFi CFG” menu or restore factory settings.
Device not charging	Use the original USB cable and 5 V / 1 A adapter; check cable integrity.

# Packing List

Item	Qty	Remarks
M47 MiFi Device	1	Standard
USB Cable (Type-C)	1	Standard
Battery (3000 mAh)	1	Standard
Gift Box	1	Customized
User Manual	1	Standard
Warranty Card	1	Optional
Charger (5 V / 1 A)	1	Optional




## Scan to Learn More



Company Website



Product Details

-  Email: [sales@we-wins.com](mailto:sales@we-wins.com)
-  Telephone: 86524920
-  Shenzhen Wewins Wireless Co.,LTD